


Welcome to the 2023 FRPA Conference!



August 28 - 31, 2023 | Orlando, FL

Salsa Garden in a Tote





UF | IFAS Extension
UNIVERSITY of FLORIDA



4-H Youth Development

Tycee Prevatt
tyceerprevatt@ufl.edu

LEARNING OBJECTIVES

1. Understand how to replicate the salsa garden in a tote program.
2. Discuss growing items in the space you have in order to provide food.
3. Learn how to teach youth to make fresh salsa from items they grow.



What is a salsa garden?



Where can you have a salsa garden?







Materials Needed

Container

Soil

Plant/Weed Fabric

Seeds

Plants

Stakes or Cage





Create a *Salsa Garden*

Glades County 4-H is offering Salsa Garden kits for the classroom.
Number of kits available are limited.

Sign-up @ <https://forms.gle/wGgU8Z8AGZ5jMwUW8>



Sign-ups close March 10th
Kits will be delivered March 21st

Kits can be dropped off or a small program can be presented for
each class on the 21st.



UF IFAS Extension
UNIVERSITY of FLORIDA




An Equal Opportunity Institution

Contact Tycee @ 863-946-0244 or
tyceerprevatt@ufl.edu



WHAT DO PLANTS NEED?



**Soil or
Nutrients**



WHAT DO PLANTS NEED?



Sunlight



WHAT DO PLANTS NEED?



Water



WHAT DO PLANTS NEED?








Air



Name: _____

WHAT DO PLANTS NEED?

Circle the things that plants need to grow.



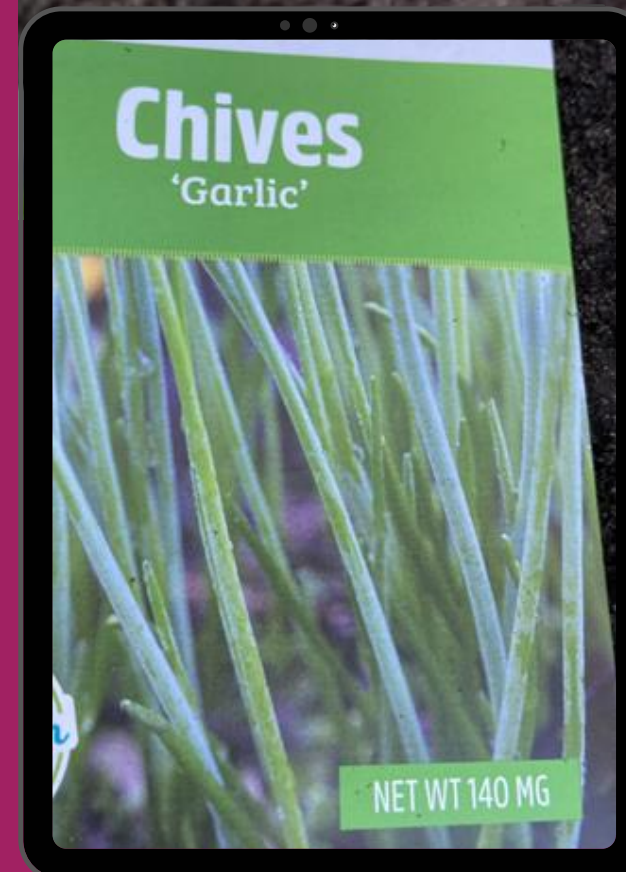
Step 1:

- Drill holes in the container for drainage
- Place plant fabric on bottom of container
- Add soil



Step 2:

- **Start Planting**
 - **Tomato**
 - **Pepper**
 - **Cilantro**
 - **Chives**





How to Read the Back of a Seed Packet

Days to Germinate	Depth to Sow	Seed Spacing	Row Spacing	Days to Harvest
7-12	1/8 in	1 in	12-18 in	45

Days to Germinate = How many days until the seed begins to grow

Depth to Sow = How deep to plant seed

Seed Spacing = How far apart to plant seeds

Row Spacing = How far apart to put the rows of plants

Days to Harvest = How many days until the item is ready to harvest

Other Useful Information:

When to Plant Outdoors



Garden Hint: Start a new crop every 7 to 21 days for a continuous harvest. Harvest young leaves when 4 to 6 inches tall by cutting an inch above the soil line.

Garden Hints

*Seed packet used - was from Plantation Products

The Foundation for The Gator Nation

An Equal Opportunity Institution



Step 3:

Secure Tomato & Pepper Plants




Step 4:

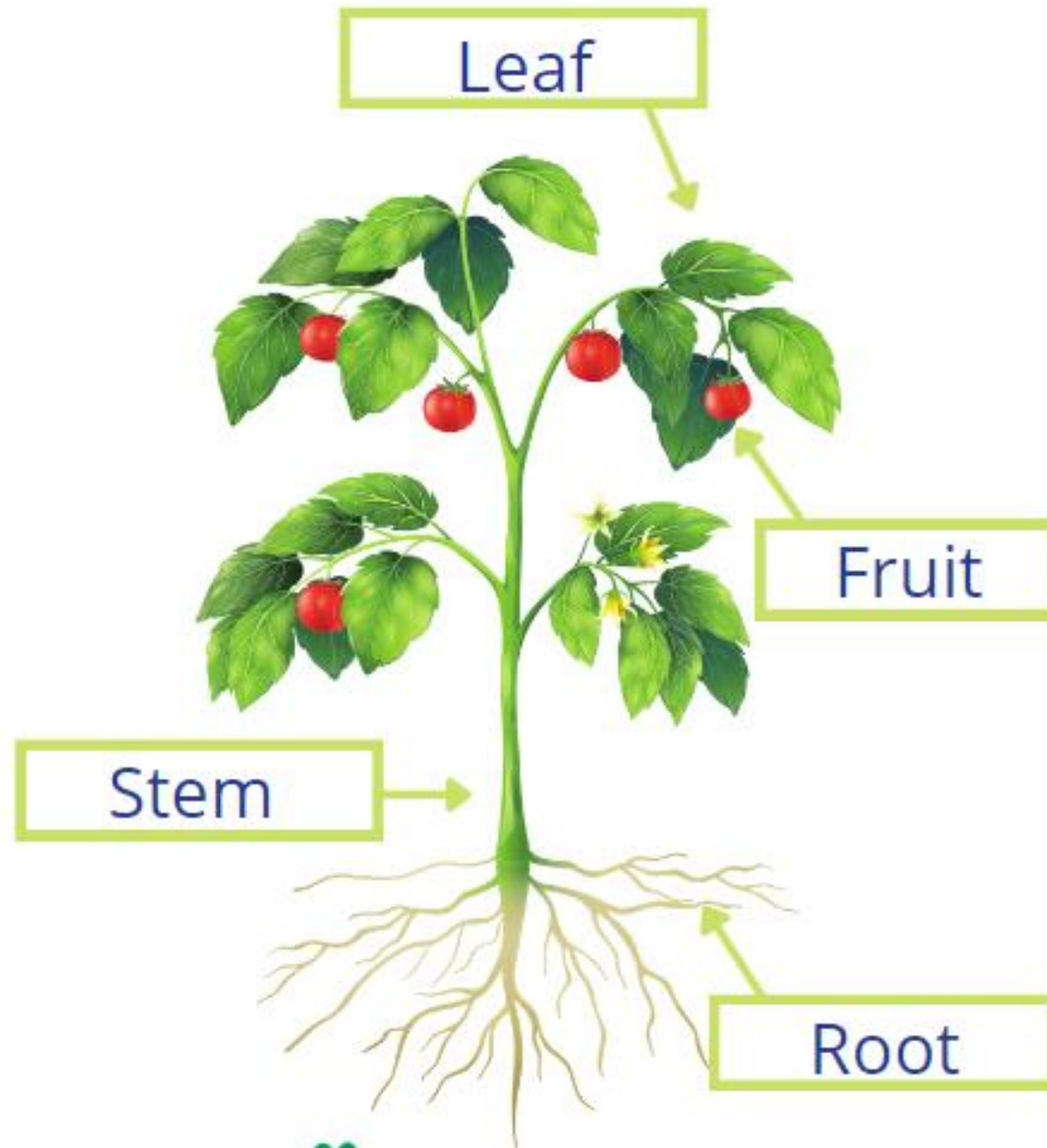
Water & Care for Plants



Keep Track of Watering




Parts of a Plant



Match Me

Name: _____

Direction: Draw a line from the word to the plant part.



flower

roots

leaf

fruit

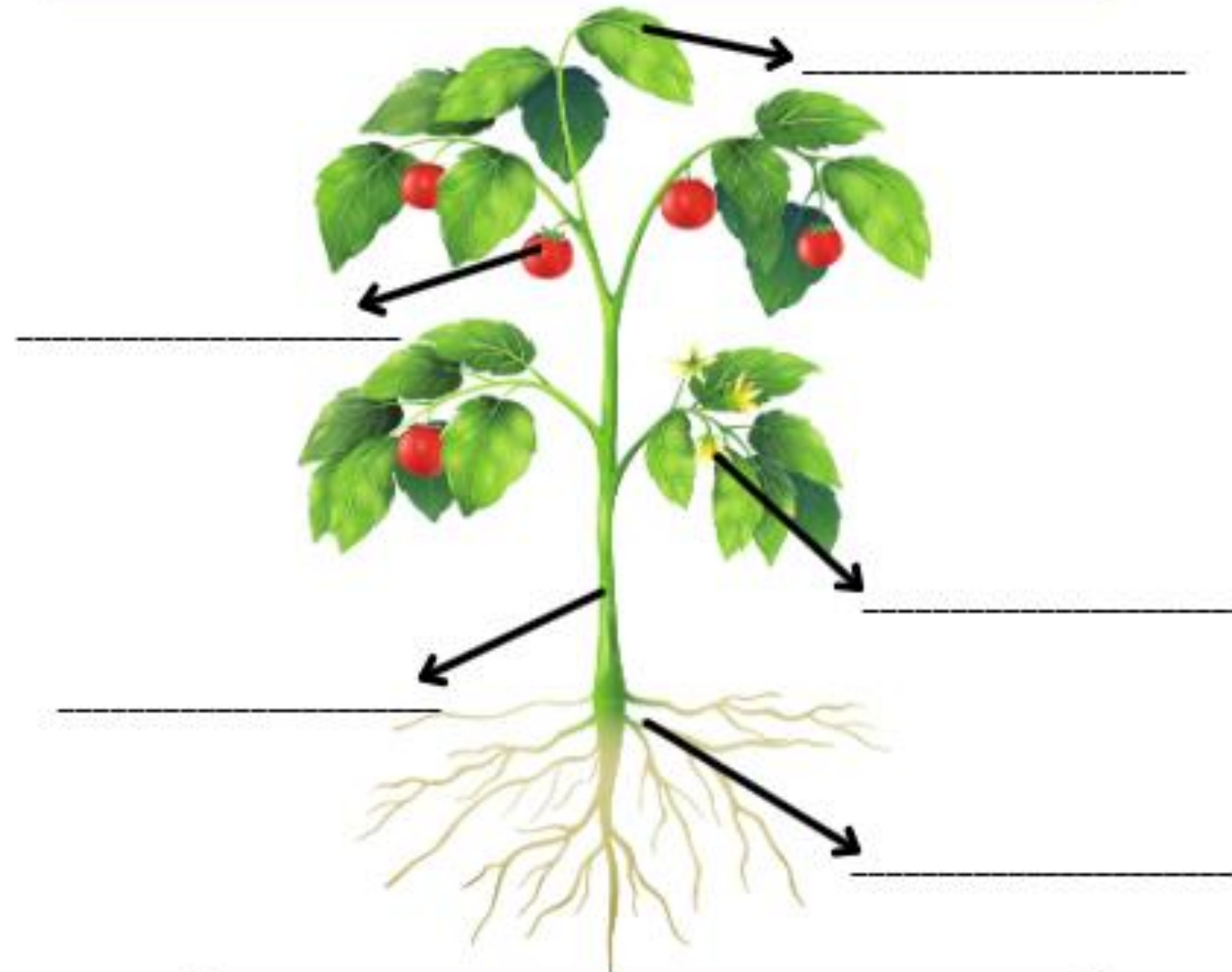
stem



Label Me

Name: _____

Direction: Label the parts of the plant.



roots

flower

fruit

stem

leaf



Salsa Day



- Discuss types of salsa
- Show a variety of peppers, tomatoes, & onions.
- Let the kids try the ingredients separately.
- We look at and talk about the vegetables they grew.
- What they would do different.




Make Salsa

RECIPE

- 1.5 cups diced tomatoes
- 1/2 cup diced onion
- 1/4 cup diced bell pepper
- 1/8 cup cilantro
- 1 tbsp lime juice
- salt and pepper

For a class of 20 students.





**Salsa Garden in a Tote
TEAMS Page Sign UP**



UF/IFAS Florida Vegetable Gardening Guide – SP103

Sydney Park Brown, Danielle Treadwell, J. M.
Stephens, and Susan Webb





Thank You!

Tycee Prevatt
tyceerprevatt@ufl.edu

FRPA
FLORIDA RECREATION
& PARK ASSOCIATION

For more information about the
Florida Recreation and
Park Association
visit frpa.org